

# Southwark COVID vaccination programme update

## Health and Wellbeing Board briefing

18<sup>th</sup> March 2021

A decorative wavy line in shades of blue and green, starting from the bottom left and extending towards the right side of the slide.

# JCVI priority cohorts: progression to date

By  
14<sup>th</sup>  
Feb

By  
15<sup>th</sup>  
Apr

By  
31<sup>st</sup>  
July

1. Older people's care homes residents and staff
2. People 80 years of age and over, and healthcare and social care workers
3. People 75 years of age and over
4. People 70 years of age and over and the clinically extremely vulnerable
5. People 65 years of age and over
6. Adults under 65 years of age at high and moderate risk due to medical conditions, **including people newly added to the shielding list in February, and informal or unpaid carers, and any adult on the GP learning Disability Register**
7. People 60 years of age and over
8. People 55 years of age and over
9. People 50 years of age and over
- 10 - 12. People aged 18 to 49 years

# Cohorts being vaccinated now

## Over 55s

## Additional clinically extremely vulnerable

46,015 additional people added to the shielding list in SEL

Added on the basis of BMI, gender, ethnicity and postcode, as well as health conditions

Coding straight into the patient record within 10 days

Notification by letter and email (where held)

GP practice will call people for vaccination

## Underlying health conditions

Such as chronic respiratory / heart / kidney / liver / neurological (e.g. stroke) disease, diabetes or immunosuppression

Includes learning disabilities

Total number in SEL are TBC

## Unpaid carers

In receipt of Carers Allowance

Coded as a carer in the GP record

Known as a carer to the council

Through voluntary sector organisations that support carers

Proactive communications to encourage carers to come forward

**Care home residents, care home staff, health and social care workers, clinically extremely vulnerable**

# Accessing a vaccination in Southwark

- Patients are being contacted by their GP and/or acute sites for their first vaccination
- Can access the vaccine at our Primary Care Network main and satellite sites
- Community pharmacies in Southwark going through authorisation process
- Care homes, accommodation, homeless and asylum seekers outreach in progress
- Mobile unit and pop up



# South East London progress and cohort coverage by borough

Total vaccinations delivered to date:

**537,000**

	80+	75-79	70-74	CEV	65-69	At risk	Carers (DWP)	60-64**	55-59**	Care home residents	Care home staff
Bexley	93.6%	93.4%	92.6%	85.1%	88.9%	61.8%	53.0%	75.7%	50.1%	89.5%	61.4%
Bromley	93.1%	93.1%	91.6%	86.1%	87.5%	68.6%	52.5%	72.2%	47.4%	90.5%	60.0%
Greenwich	87.4%	87.1%	86.0%	73.0%	79.3%	57.0%	47.5%	61.5%	45.8%	90.3%	57.1%
Lambeth	76.8%	77.1%	75.9%	67.2%	69.0%	52.6%	41.8%	59.4%	41.0%	80.5%	44.5%
Lewisham	79.6%	79.9%	78.9%	68.4%	72.6%	50.6%	44.4%	59.0%	35.3%	80.9%	59.2%
Southwark	77.6%	77.3%	78.3%	66.7%	70.9%	40.8%	39.8%	53.2%	35.8%	86.4%	49.1%

<b>SEL</b>	<b>86.8%</b>	<b>86.5%</b>	<b>85.4%</b>	<b>73.2%</b>	<b>78.8%</b>	<b>55.0%</b>	<b>46.4%</b>	<b>63.7%</b>	<b>42.3%</b>	<b>86.7%</b>	<b>56.2%</b>
------------	--------------	--------------	--------------	--------------	--------------	--------------	--------------	--------------	--------------	--------------	--------------

\*All data is at Thurs 11<sup>th</sup>, except for the care home data, which is at Mon 8<sup>th</sup>

\*\*These cohorts only became eligible in early March so they have not been 'RAG' rated here

Last week's activity: 68,000 vaccination

This week's planned activity: 52,000 vaccinations

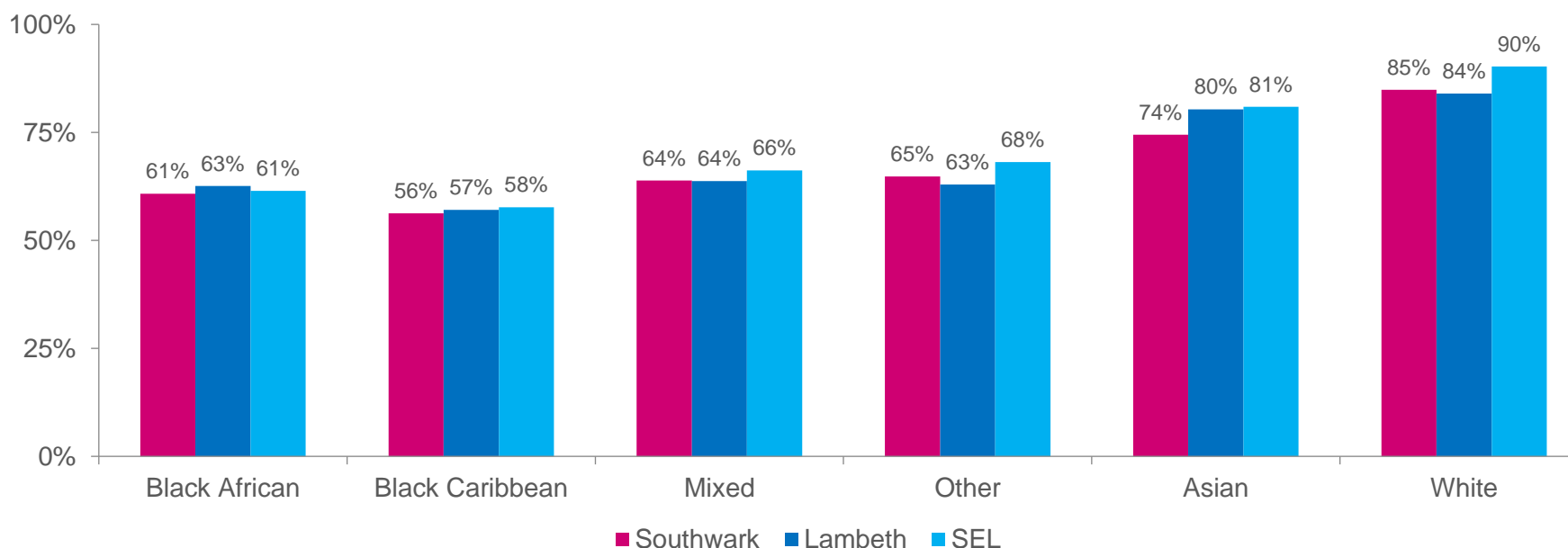
Next week's planned activity: 107,000 vaccinations

# Vaccination statistics by ethnicity

**Within broad ethnic categories, Southwark's first-dose coverage among high-priority GP-registered persons is comparable to Lambeth and South East London levels.**

- People aged 65 yr and over and those who are clinically extremely vulnerable (CEV) are high-priority groups for Covid first-dose vaccination.
- The below data is for local-GP-registered populations (living anywhere); some people are double-counted as they are both CEV and aged 65 yr or over.

Fig. 3 First-dose vaccination rates in high-priority Southwark, Lambeth and SEL GP patients, by main ethnic group



## Reference

1. NHSE. NIMS data portal. Data for local-GP-registered patients living anywhere; data to 15 Mar.



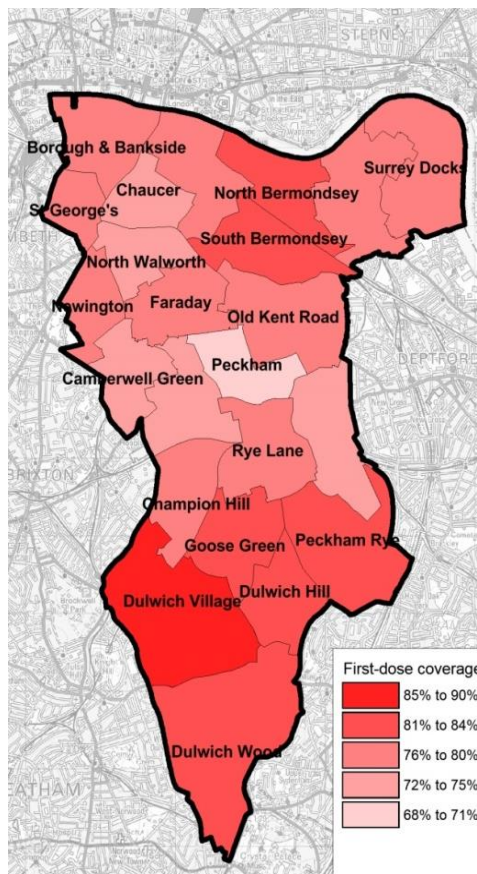
# Southwark: Population, uptake % & remaining by PCN, ethnic group, and cohort

PCN	Ethnic Group	Population n	80+ Uptake %	Remaining	Population n	75-79 Uptake %	Remaining	Population n	70-74 Uptake %	Remaining	Population	CEV Uptake %	Remaining	Total Population n	Total Uptake %	Total Remaining
NORTH SOUTHWARK	African	287	55.1%	129	299	55.9%	132	428	62.4%	161	3,957	58.3%	1,652	4,971	58.3%	2,074
	Asian	186	76.3%	44	168	72.6%	46	211	66.4%	71	1,148	72.3%	318	1,713	72.0%	479
	Caribbean	270	60.4%	107	121	53.7%	56	126	58.7%	52	938	48.8%	480	1,455	52.2%	695
	Mixed	60	61.7%	23	39	64.1%	14	63	61.9%	24	510	60.8%	200	672	61.2%	261
	Other	285	63.5%	104	259	64.9%	91	431	60.6%	170	1,956	61.2%	759	2,931	61.7%	1,124
	White	2,266	87.8%	276	1,462	85.7%	209	2,438	86.7%	324	5,080	80.9%	972	11,246	84.2%	1,781
<b>NORTH SOUTHWARK Total</b>		<b>3,354</b>	<b>79.6%</b>	<b>683</b>	<b>2,348</b>	<b>76.7%</b>	<b>548</b>	<b>3,697</b>	<b>78.3%</b>	<b>802</b>	<b>13,589</b>	<b>67.8%</b>	<b>4,381</b>	<b>22,988</b>	<b>72.1%</b>	<b>6,414</b>
SOUTH SOUTHWARK	African	310	61.6%	119	240	58.8%	99	379	56.2%	166	3,359	60.8%	1,317	4,288	60.3%	1,701
	Asian	170	72.4%	47	153	80.4%	30	183	83.6%	30	753	74.1%	195	1,259	76.0%	302
	Caribbean	678	64.6%	240	279	67.0%	92	313	58.8%	129	1,809	53.7%	837	3,079	57.8%	1,298
	Mixed	40	75.0%	10	31	67.7%	10	50	68.0%	16	310	59.0%	127	431	62.2%	163
	Other	369	48.8%	189	250	61.2%	97	396	65.9%	135	1,397	60.1%	558	2,412	59.4%	979
	White	1,644	90.0%	165	1,253	88.4%	145	1,943	88.4%	225	3,441	82.2%	614	8,281	86.1%	1,149
<b>SOUTH SOUTHWARK Total</b>		<b>3,211</b>	<b>76.0%</b>	<b>770</b>	<b>2,206</b>	<b>78.6%</b>	<b>473</b>	<b>3,264</b>	<b>78.5%</b>	<b>701</b>	<b>11,069</b>	<b>67.0%</b>	<b>3,648</b>	<b>19,750</b>	<b>71.7%</b>	<b>5,592</b>
Southwark	African	597	58.5%	248	539	57.1%	231	807	59.5%	327	7,316	59.4%	2,969	9,259	59.2%	3,775
	Asian	356	74.4%	91	321	76.3%	76	394	74.4%	101	1,901	73.0%	513	2,972	73.7%	781
	Caribbean	948	63.4%	347	400	63.0%	148	439	58.8%	181	2,747	52.1%	1,317	4,534	56.0%	1,993
	Mixed	100	67.0%	33	70	65.7%	24	113	64.6%	40	820	60.1%	327	1,103	61.6%	424
	White	3,910	88.7%	441	2,715	87.0%	354	4,381	87.5%	549	8,521	81.4%	1,586	19,527	85.0%	2,930
	Other	654	55.2%	293	509	63.1%	188	827	63.1%	305	3,353	60.7%	1,317	5,343	60.6%	2,103
<b>Grand Total</b>		<b>6,565</b>	<b>77.9%</b>	<b>1,453</b>	<b>4,554</b>	<b>77.6%</b>	<b>1,021</b>	<b>6,961</b>	<b>78.4%</b>	<b>1,503</b>	<b>24,658</b>	<b>67.4%</b>	<b>8,029</b>	<b>42,738</b>	<b>71.9%</b>	<b>12,006</b>

Source: NIMS Dashboard (13/03/2021)

# Vaccination statistics by ward

The data below shows ward-level vaccine coverage for high-priority people living in Southwark (regardless of GP location). The map shows that, on **15 March**, coverage for 70+ yr olds was lower in central Southwark



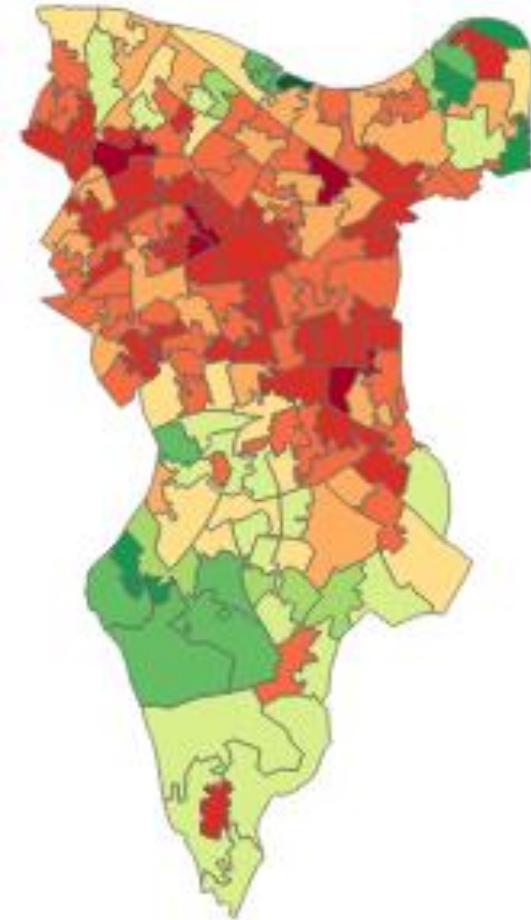
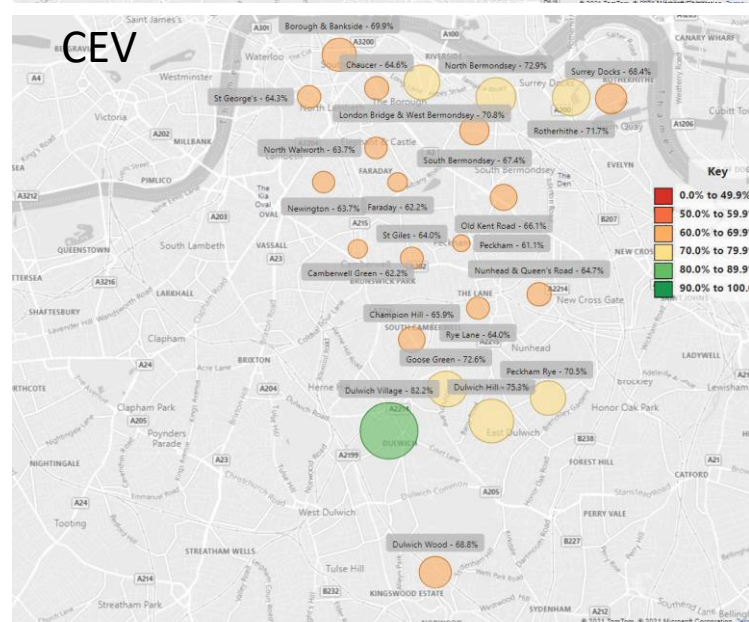
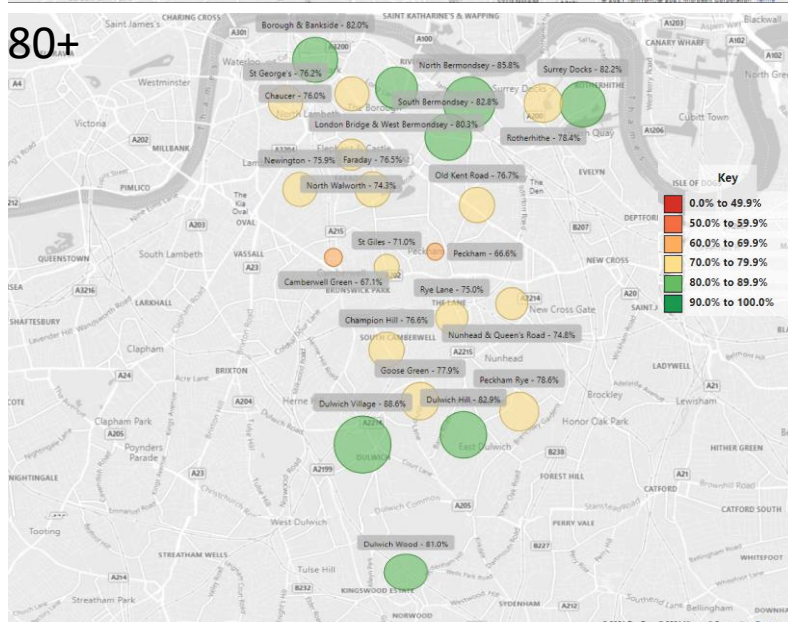
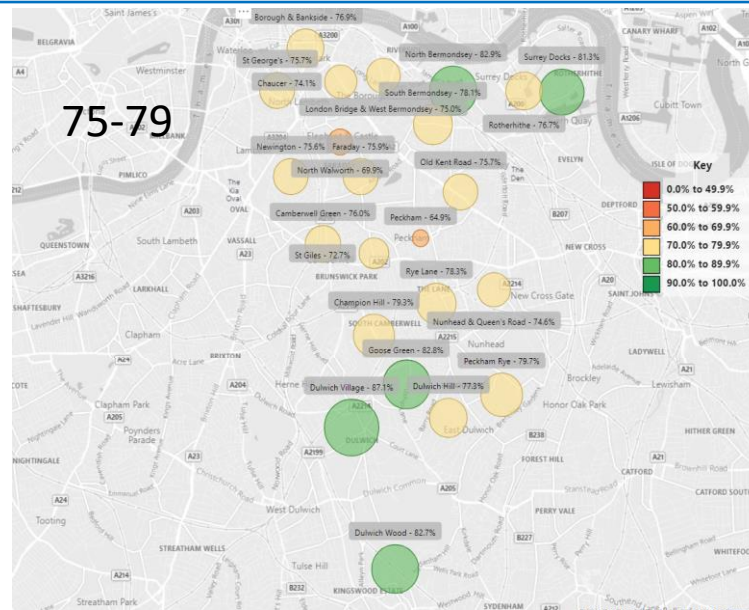
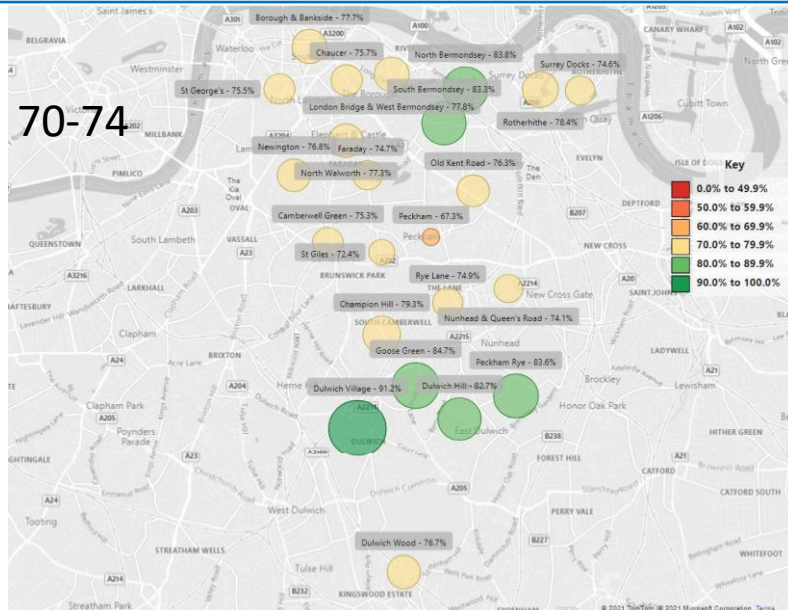
Ward	50-54 y	55-59 y	60-64 y	65-69 y	70-74 y	75-79 y	80+ y	CEV
Borough & Bankside	33%	56%	66%	72%	78%	77%	82%	73%
Camberwell Green	28%	44%	56%	71%	77%	78%	69%	65%
Champion Hill	28%	46%	62%	72%	80%	81%	79%	69%
Chaucer	36%	50%	59%	73%	76%	75%	77%	67%
Dulwich Hill	31%	46%	66%	79%	83%	78%	83%	77%
Dulwich Village	36%	57%	84%	90%	91%	88%	89%	83%
Dulwich Wood	44%	63%	73%	80%	78%	83%	83%	71%
Faraday	27%	41%	50%	68%	76%	76%	77%	65%
Goose Green	27%	47%	66%	77%	85%	83%	79%	75%
London Bridge & W Bermondsey	34%	50%	65%	70%	78%	75%	82%	72%
Newington	34%	50%	61%	71%	77%	77%	77%	66%
North Bermondsey	34%	54%	69%	76%	84%	83%	86%	75%
North Walworth	29%	43%	52%	68%	78%	72%	75%	66%
Nunhead & Queen's Road	29%	38%	54%	67%	74%	76%	76%	67%
Old Kent Road	31%	44%	58%	67%	77%	77%	77%	69%
Peckham	27%	40%	53%	60%	68%	66%	68%	64%
Peckham Rye	34%	51%	61%	75%	84%	80%	79%	72%
Rotherhithe	35%	53%	69%	79%	79%	79%	83%	76%
Rye Lane	30%	44%	55%	66%	76%	79%	75%	65%
South Bermondsey	33%	51%	64%	75%	84%	79%	83%	71%
St George's	34%	47%	63%	72%	76%	77%	77%	67%
St Giles	29%	42%	57%	68%	75%	76%	72%	66%
Surrey Docks	30%	51%	68%	72%	76%	82%	83%	71%
Southwark	32%	47%	61%	72%	79%	78%	79%	69%

## References

1. NHSE. NIMS data. Data for local residents, regardless of GP location; data to 15 Mar.
2. ONS mid-year resident population estimates for wards, 2019. Copyright: Office for National Statistics 2019.



## Southwark: Ward Level COVID-19 Vaccination Uptake



Source: NIMS Dashboard (10/03/2021)

# Borough Plan Design principles

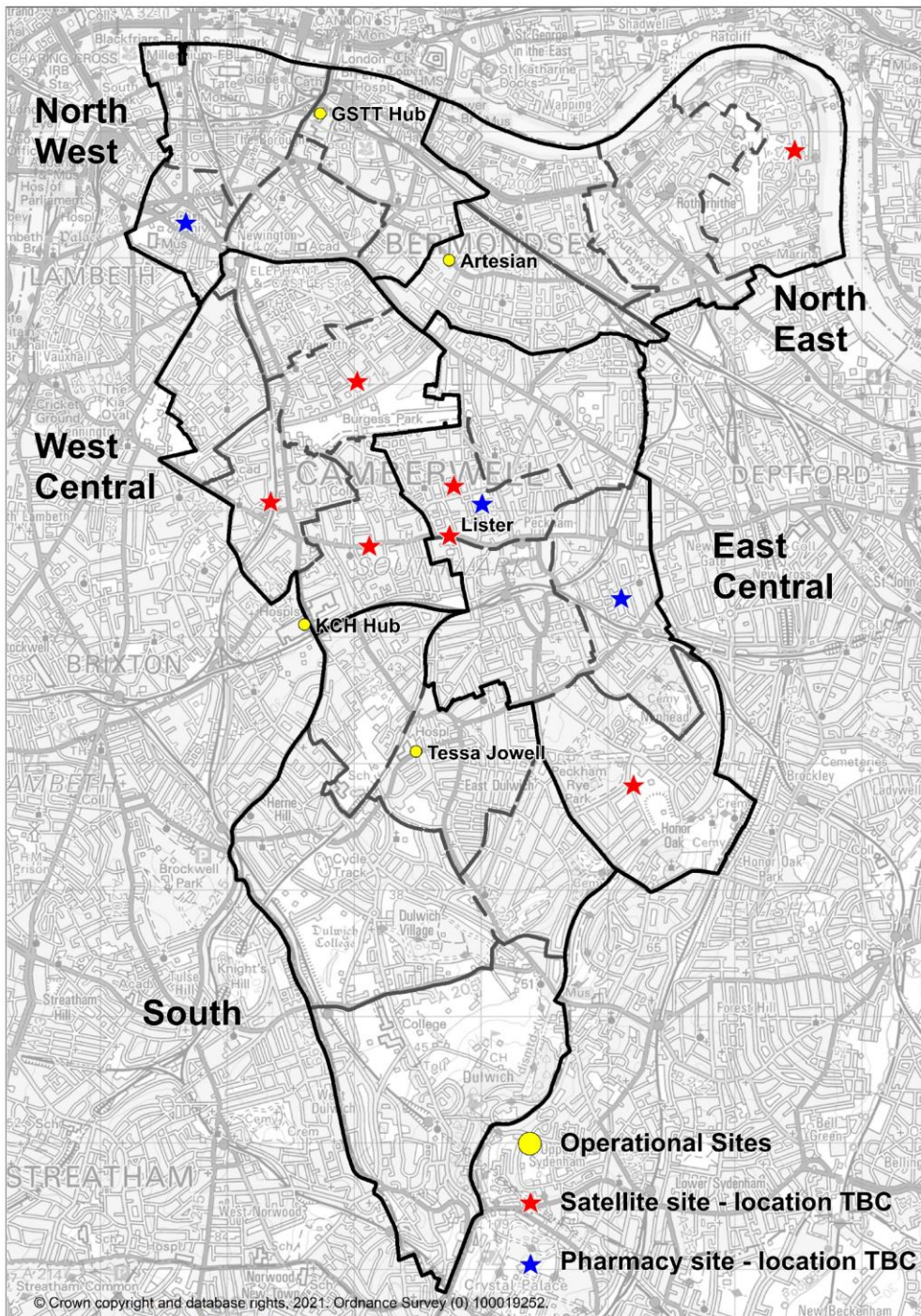
---

In discussion with local partners a draft set of design principles have been developed:

- The borough will take a portfolio approach to the covid vaccination programme
- It will be a blended approach of fixed sites and mobile/pop up sites which will have varying capacity dependent on resources and vaccine delivery schedule
- Fully utilise the established hospital hubs/mass vaccination sites within the borough recognising that some of them are strategically placed near public transport and will serve a working/mobile population
- Support the 'flip' of hospital hubs to mass vaccination sites
- Reduce the inequalities across the population by targeting service and co-design with communities
- Recognises the value of trusted and established relationships
- Delivery sites continue with limited step up/step down activity
- Focus additional capacity on meeting the needs of the communities that find it difficult or are reluctant to travel
- Make having a vaccine as easy as possible for all
- Maximise the flexibilities that the standard operating procedure allows to support the delivery of a roving or mobile model
- Recognise the need for a flexible, sustainable and valued workforce to support the programme



## Borough plan



- Includes
  - KCH, Denmark Hill
  - GST, London Bridge
  - Primary Care Networks
    - Satellite sites (some in development)
    - Community Pharmacies but note these have not been authorized as yet
- Excludes
  - Mobile unit
  - Outreach to care homes, other accommodation providers, homeless hostels and hotels, asylum seekers core and contingency hotels

- Continued work with GP practices and community groups so patients are not left behind
- Approach dependent on population
- Looking forward work for cohorts 10-12
- Southwark Joint Immunisations and Vaccinations Strategy 5 aims
- Borough vaccination Group
- Joint Immunisations and Vaccination Plan
- £400k funding to support vaccine hesitancy work

## Interventions

- Working with local politicians to address inequalities and challenges by ward
- Using pop up clinics in deprived areas and church venues
- Reimbursing travel costs to vaccination sites.
- Training and appointing ambassadors who have knowledge and insight of BAME communities
- Identifying homeless and use existing ways to vaccinate them at hostels and other familiar locations



# Tackling vaccine hesitancy – what we are doing

1. Multiple engagement/briefing sessions
2. Pop-up and additional clinics (focused on certain groups including homeless and Patients with Learning Disabilities)
3. Continue to work with care home staff - numbers taking up vaccination increasing
4. Working with community champions, faith leaders, community leaders and partner organisations to listen to concerns and to provide trusted information





# Questions, comments, ideas

